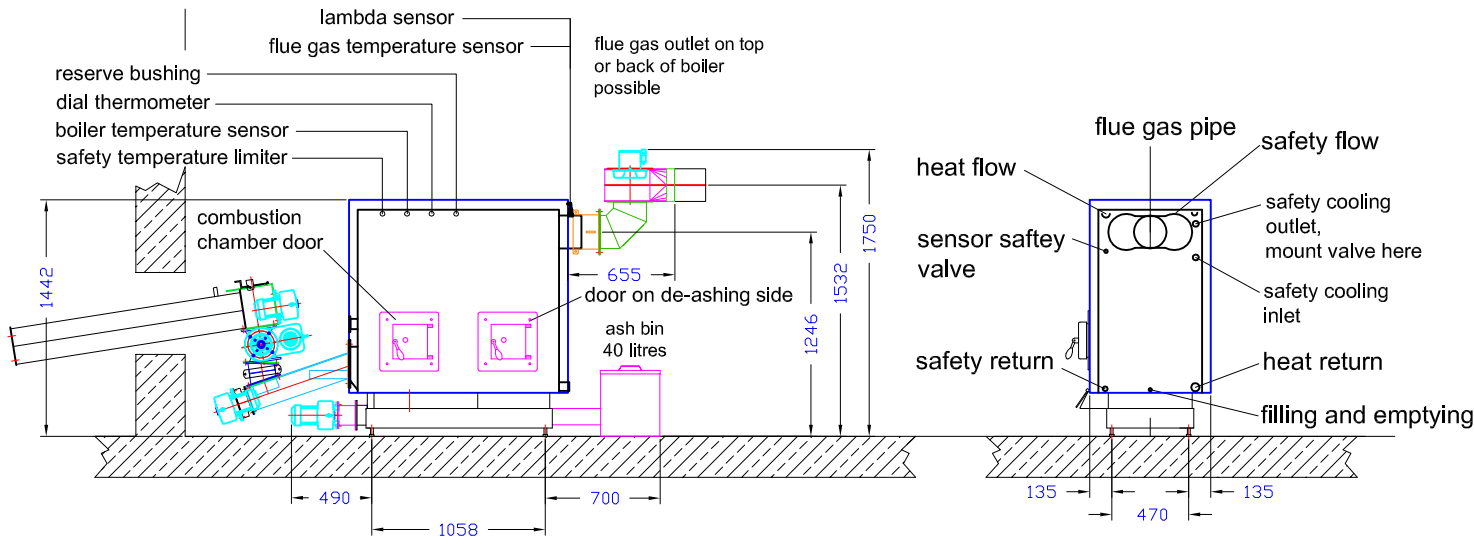


**Electrical connection data**  
**Boilers up to 101 kW**

Connection	400V / 3N PE CEE plug 16A
Protection	C 16A
RCD switch	Type A IΔN 30mA

**Technical data HSK-RA 60**  
**without e-filter**

transport width (mm)	775
transport length (mm)	1467
transport height (mm)	1392
width with cover panel (mm)	775
length with cover panel (mm)	1335
height with cover panel (mm)	1442
water content (l)	255
weight (kg)	950
heat exchanger surface (m <sup>2</sup> )	5,90
continuous heat load (kW)	0-60
heating output (kW)	60
CO <sup>2</sup> (%)	10,0
efficiency (%)	>90
flue gas mass flow (kg/s)	0,050000
flue gas temperature (°C)	180
flue depress (PA)	15
flue depress with underpressure monitoring (PA)	10
drop at dT 10 pressure K (mbar)	14,90
max. pressure (bar)	3
flow heat (inch)	1 1/2
heat return (inch)	1 1/2
safety flow (inch)	1
safety return(DN)	1
filling and emptying (inch)	1/2
thermowell (inch)	1/2
flue gas pipe diameter (mm)	200
min. opening for air supply (cm <sup>2</sup> )	170
min. volume flow rate for return temp. increase at 15K (m <sup>3</sup> /h)	1,14



The boiler should be accessible from three sides. The discharging system should not cross the heating room.  
 Room height and position of the e-filter should be discussed with the Heizomat team.  
 Connecting points for the necessary potential equalization on the boiler see supplementary sheet "Connection of the Heizomat boiler system to the main potential equalization of a building".

Technical changes that serve the permanent further development remain reserved.

Status 01.07.2017



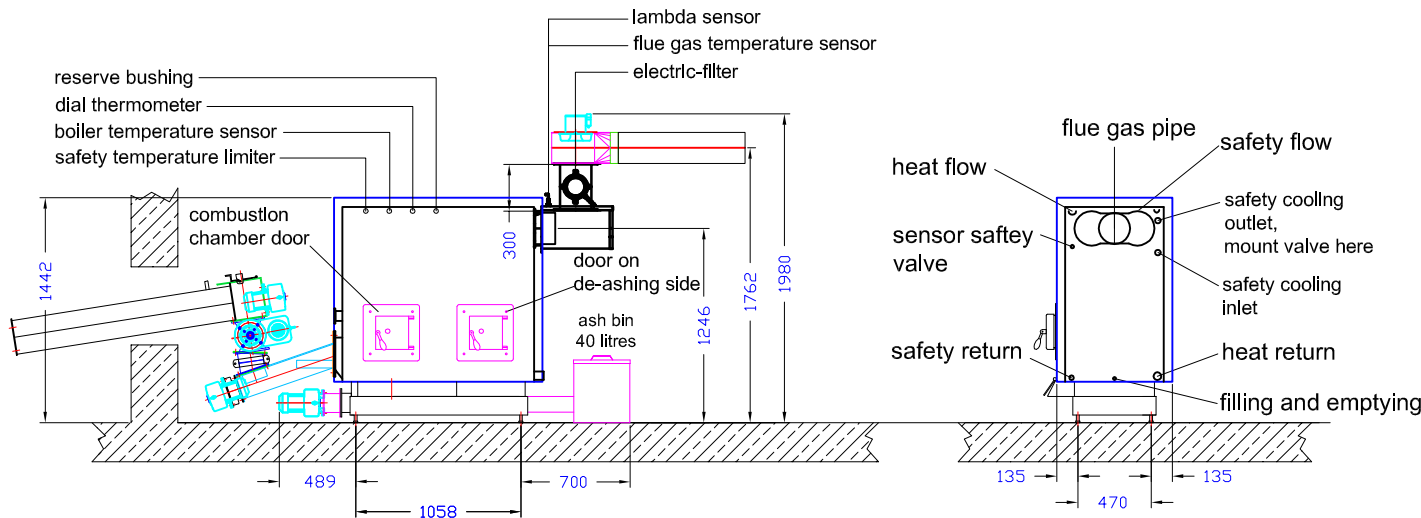
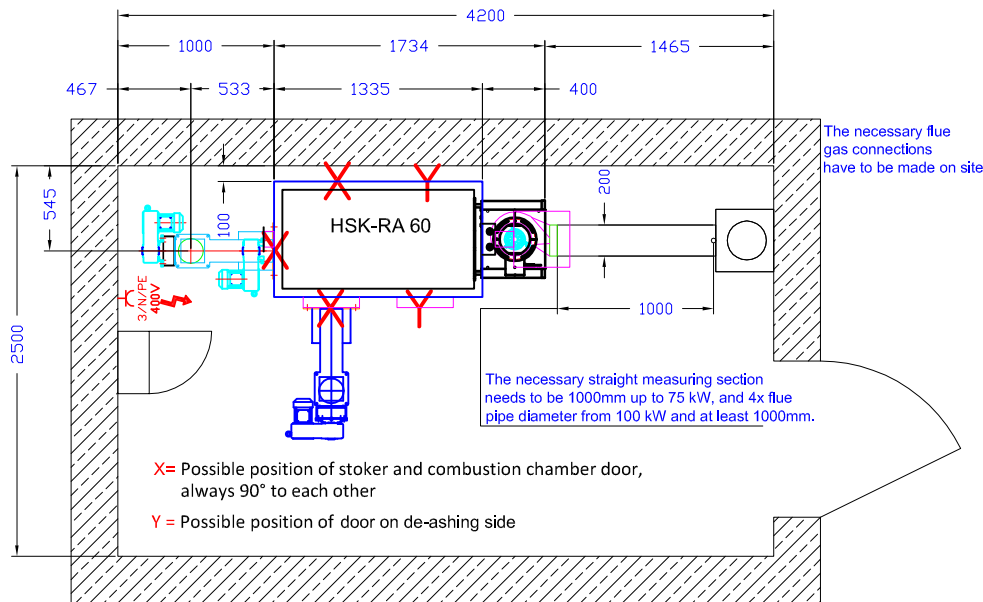
Heizomat GmbH Gerätebau- Energiesysteme  
 Maicha 21 - 91710 Gunzenhausen - 09836/9797-0

**Electrical connection data**  
Boilers up to 101 kW

Connection	400V / 3N PE CEE plug 16A
Protection	C 16A
RCD switch	Type A IΔN 30mA

**Technical data HSK-RA 60**  
with e-filter

transport width (mm)	775
transport length (mm)	1770
transport height (mm)	1392
width with cover panel (mm)	775
length with cover panel (mm)	1335
length with cover panel and e-filter (mm)	1734
height with cover panel (mm)	1442
water content (l)	255
weight (kg)	950
heat exchanger surface (m <sup>2</sup> )	5,90
continuous heat load (kW)	0-60
heating output (kW)	60
CO <sup>2</sup> (%)	10,0
efficiency (%)	>90
flue gas mass flow (kg/s)	0,050000
flue gas temperature (°C)	180
flue depress (PA)	15
flue depress with underpressure monitoring (PA)	10
drop at dT 10 pressure K (mbar)	14,90
max. pressure (bar)	3
flow heat (inch)	1 1/2
heat return (inch)	1 1/2
safety flow (inch)	1
safety return (inch)	1
filling and emptying (inch)	1/2
thermowell (inch)	1/2
flue gas pipe diameter (mm)	200
min. opening for air supply (cm <sup>2</sup> )	170
min. volume flow rate for return temp. increase at 15K (m <sup>3</sup> /h)	1,14



The boiler should be accessible from three sides. The discharging system should not cross the heating room.  
Room height and position of the e-filter should be discussed with the Heizomat team.  
Connecting points for the necessary potential equalization on the boiler see supplementary sheet "Connection of the Heizomat boiler system to the main potential equalization of a building".

Technical changes that serve the permanent further development remain reserved.

Status 01.07.2017

**Technical data electric-filter**

Heizoclean EF185, electrostatic	1x in flue pipe 200
---------------------------------	---------------------



Heizomat GmbH Gerätebau- Energiesysteme  
Maicha 21 - 91710 Gunzenhausen - 09836/9797-0