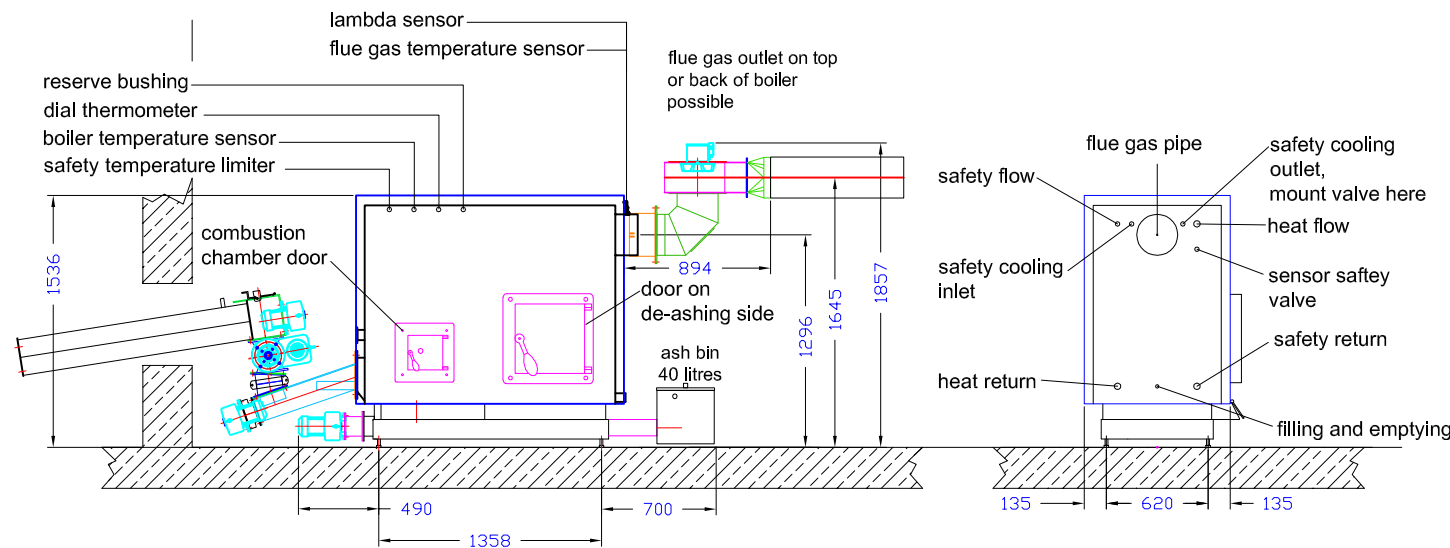


Electrical connection data Boilers up to 101 kW	
Connection	400V / 3N PE CEE plug 16A
Protection	C 16A
RCD switch	Type A IΔN 30mA

Technical data HSK-RA 100 without e-filter	
transport width (mm)	925
transport length (mm)	1767
transport height (mm)	1486
width with cover panel (mm)	925
length with cover panel (mm)	1635
height with cover panel (mm)	1536
water content (l)	360
weight (kg)	1470
heat exchanger surface (m ²)	10,50
continuous heat load (kW)	0-100
heating output (kW)	100
CO ² (%)	10,0
efficiency (%)	>90
flue gas mass flow (kg/s)	0,085000
flue gas temperature (°C)	180
flue depress (PA)	15
flue depress with underpressure monitoring (PA)	10
drop at dT 10 pressure K (mbar)	15,90
max. pressure (bar)	3
flow heat (inch)	1 1/2
heat return (inch)	1 1/2
safety flow (inch)	1
safety return (inch)	1
filling and emptying (inch)	1/2
thermowell (inch)	1/2
flue gas pipe diameter (mm)	250
min. opening for air supply (cm ²)	250
min. volume flow rate for return temp. increase at 15K (m ³ /h)	1,91



The boiler should be accessible from three sides. The discharging system should not cross the heating room.
 Room height and position of the e-filter should be discussed with the Heizomat team.
 Connecting points for the necessary potential equalization on the boiler see supplementary sheet "Connection of the Heizomat boiler system to the main potential equalization of a building".

Technical changes that serve the permanent further development remain reserved.

Status 01.07.2017



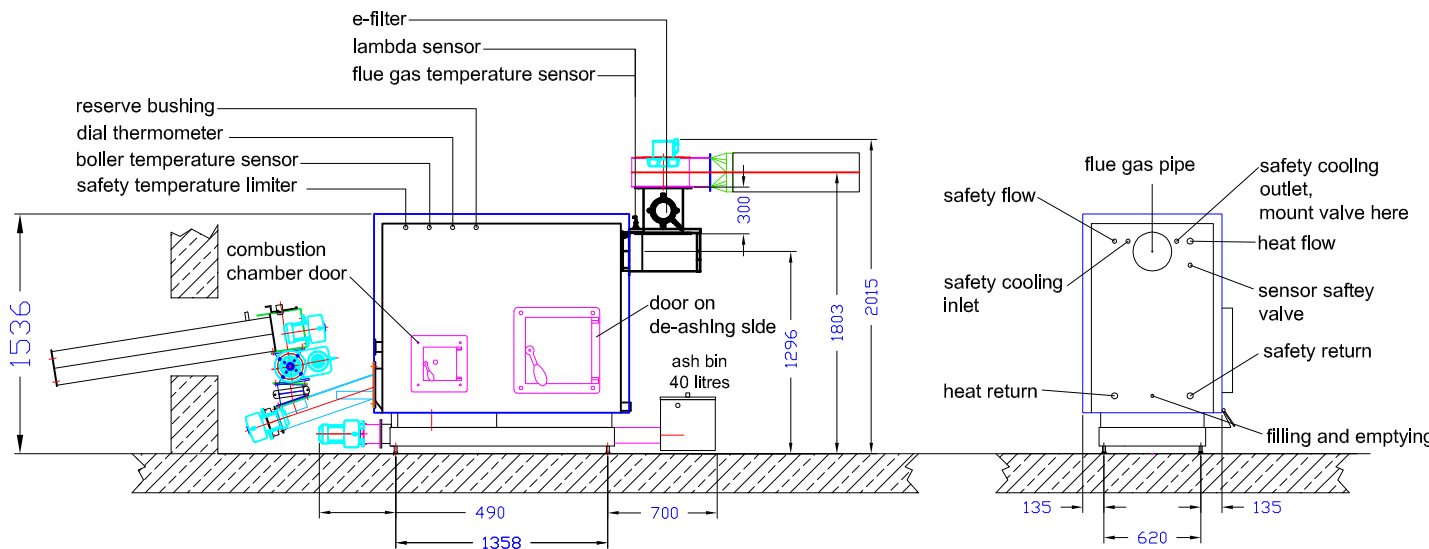
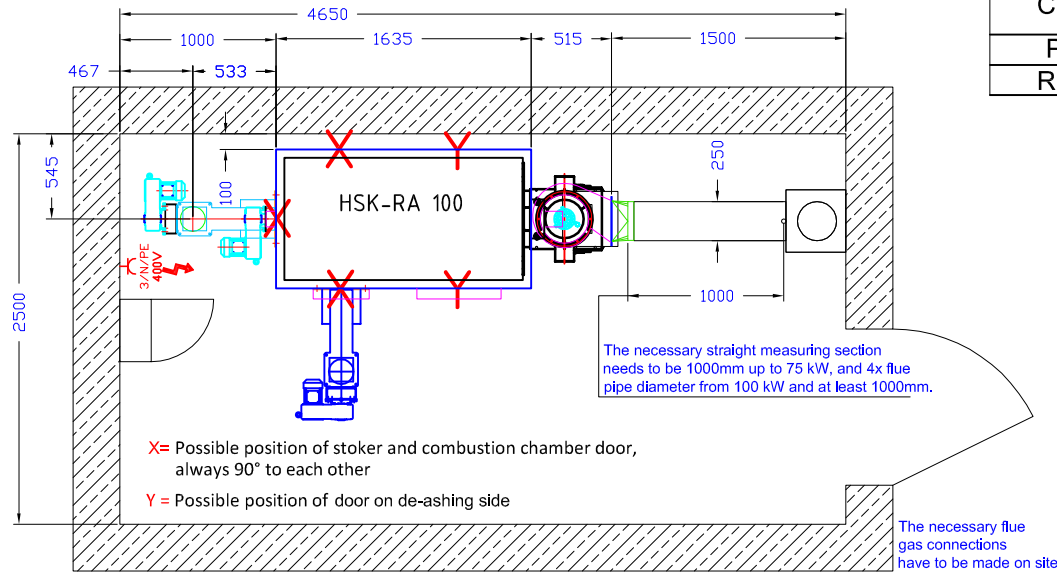
Heizomat GmbH Gerätebau- Energiesysteme
 Maicha 21 - 91710 Gunzenhausen - 09836/9797-0

Electrical connection data
Boilers up to 101 kW

Connection	400V / 3N PE CEE plug 16A
Protection	C 16A
RCD switch	Type A IΔN 30mA

Technical data HSK-RA 100
with e-filter

transport width (mm)	925
transport length (mm)	2120
transport height (mm)	1486
width with cover panel (mm)	925
length with cover panel (mm)	1635
length with cover panel and e-filter (mm)	2091
height with cover panel (mm)	1536
water content (l)	360
weight (kg)	1470
heat exchanger surface (m ²)	10,50
continuous heat load (kW)	0-100
heating output (kW)	100
CO ² (%)	10,0
efficiency (%)	>90
flue gas mass flow (kg/s)	0,085000
flue gas temperature (°C)	180
flue depress (PA)	15
flue depress with underpressure monitoring (PA)	10
drop at dT 10 pressure K (mbar)	15,90
max. pressure (bar)	3
flow heat (inch)	1 1/2
heat return (inch)	1 1/2
safety flow (inch)	1
safety return (inch)	1
filling and emptying (inch)	1/2
thermowell (inch)	1/2
flue gas pipe diameter (mm)	250
min. opening for air supply (cm ²)	250
min. volume flow rate for return temp. increase at 15K (m ³ /h)	1,91



The boiler should be accessible from three sides. The discharging system should not cross the heating room. Room height and position of the e-filter should be discussed with the Heizomat team. Connecting points for the necessary potential equalization on the boiler see supplementary sheet "Connection of the Heizomat boiler system to the main potential equalization of a building".

Technical changes that serve the permanent further development remain reserved.

Status 01.07.2017

Technical data electric-filter

Heizoclean EF185, electrostatic	2x in flue pipe 250
---------------------------------	---------------------



Heizomat GmbH Gerätebau- Energiesysteme
Maicha 21 - 91710 Gunzenhausen - 09836/9797-0